

## Assembly Instruction

MY-SLC-02

### Name and Quantity of Parts:



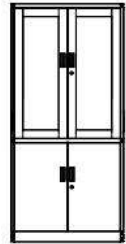
Left Side  
(1 pcs)



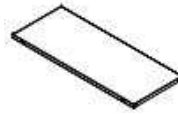
Right Side  
(1 pcs)



Back Plate  
(1 pcs)



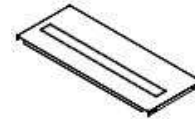
Front Frame  
(1 pcs)



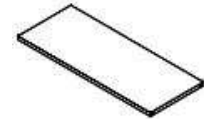
Top Plate  
(1 pcs)



Bottom Plate  
(1 pcs)



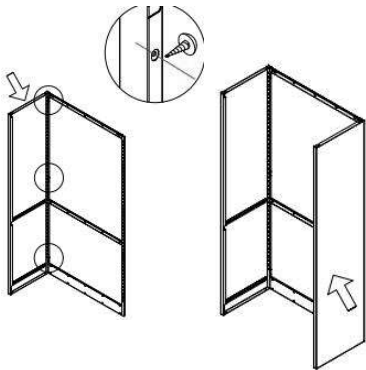
Middle Plate  
(1 pcs)



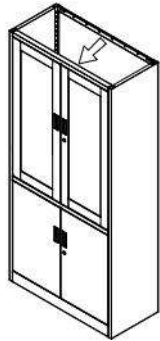
Shelf  
(3 pcs)



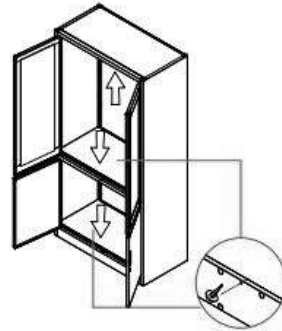
Buckle  
(12 pcs)



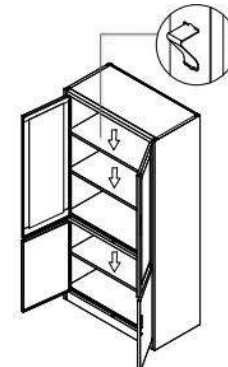
Step1: Install the right and left side with back plate



Step2: Install the front frame



Step3: Install the top, middle and bottom plate



Step4: Install the shelf with buckle

