

Assembly Instruction

MY-L-12

Name and Quantity of Parts:



Front Frame
(3 pcs)



Left Side
(1 pcs)



Right Side
(1 pcs)



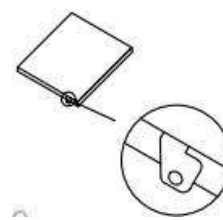
Middle Panel
(2 pcs)



Back Panel
(3 pcs)



Door
(12 pcs)



Middle Shelf
(9 pcs)



Shelf
(6 pcs)



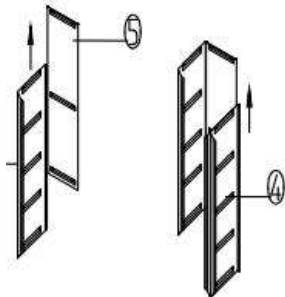
Handle
(12 pcs)



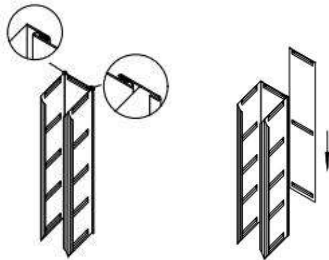
Shim
(12 pcs)



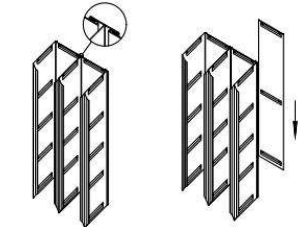
Door Hinges
(3 pcs)



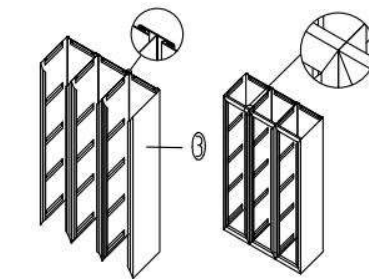
Step1: Install the left side and back panel and middle side



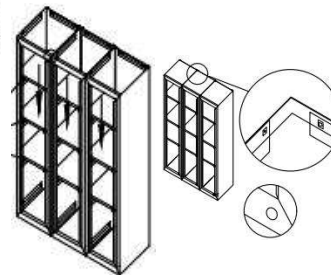
Step2: Install the back panel



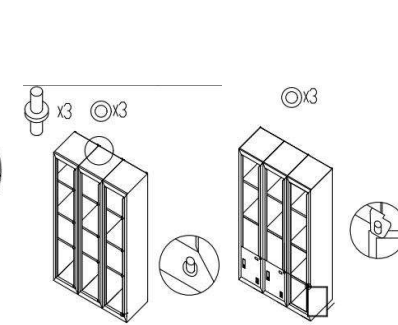
Step3: Install the middle panel and back panel



Step4: Install right side and front frame



Step5: Install top plate and shelves



Step6: Install top plate and shelves

